



Topsham Community Center Survey Analysis

Justis Dixon



Support for Community Center

- For- 781 (80%)
- Against- 201 (20%)

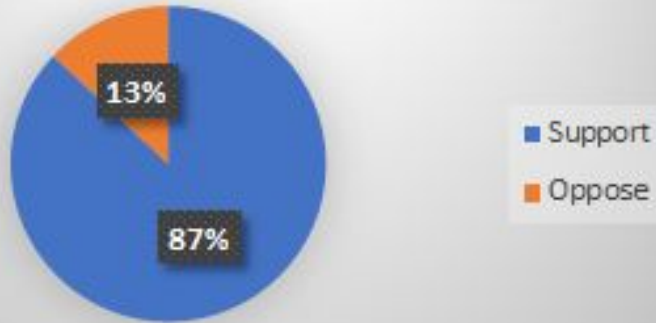


Support Among Demographics

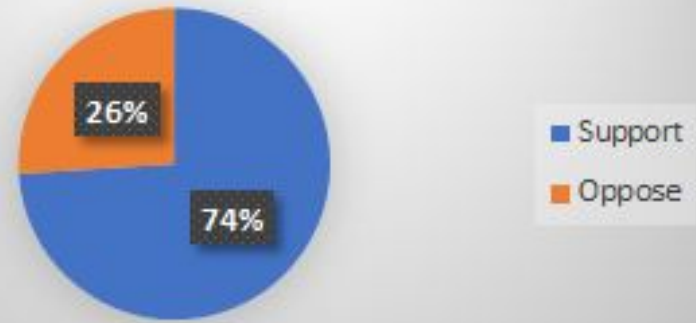
- Households with retirees less likely to support building a community center than those without retirees
- Households with children more likely to support building a community center than those without children
 - Very strong support among those with young children (aged 0-6 and in elementary school)

Support Among Demographics

Households with kids

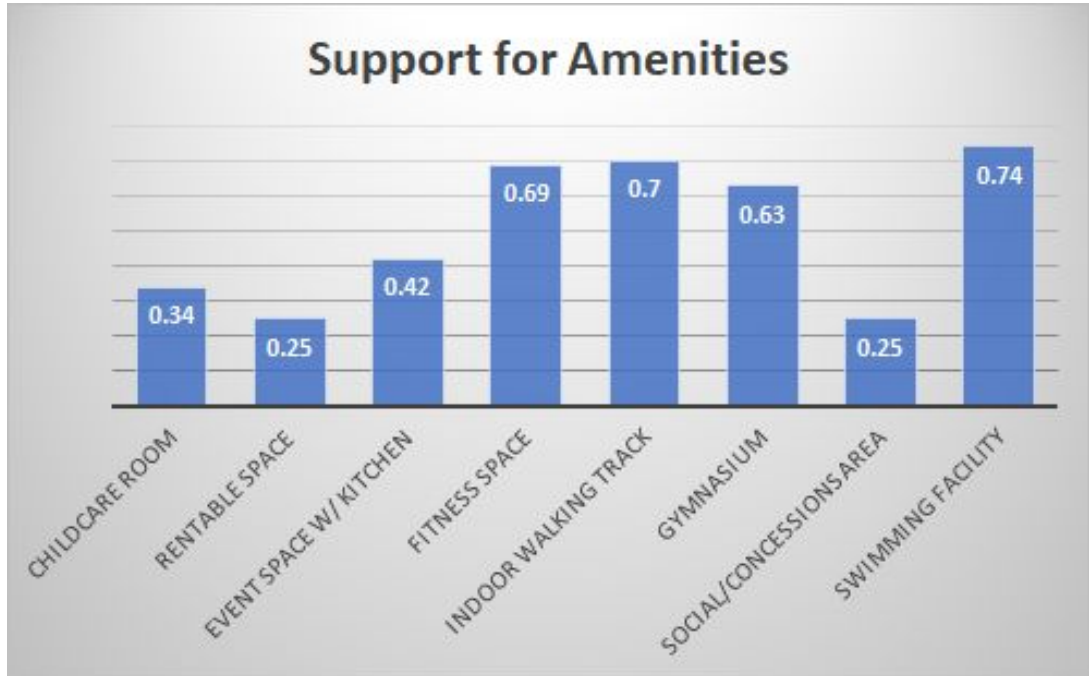


Households with retirees



Community Center Amenities

- Highest levels of support
 - Swimming facility
 - Indoor walking track
 - Fitness space
 - Gymnasium

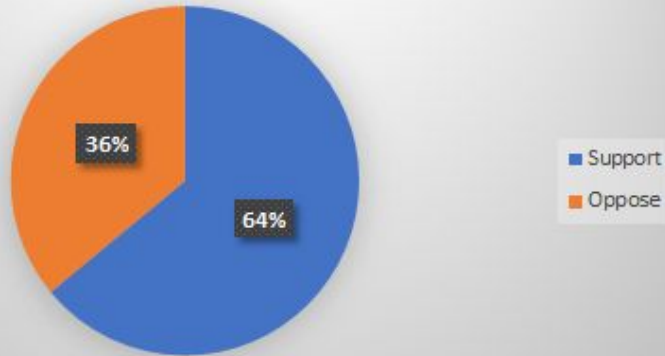


Support for Amenities Among Demographics

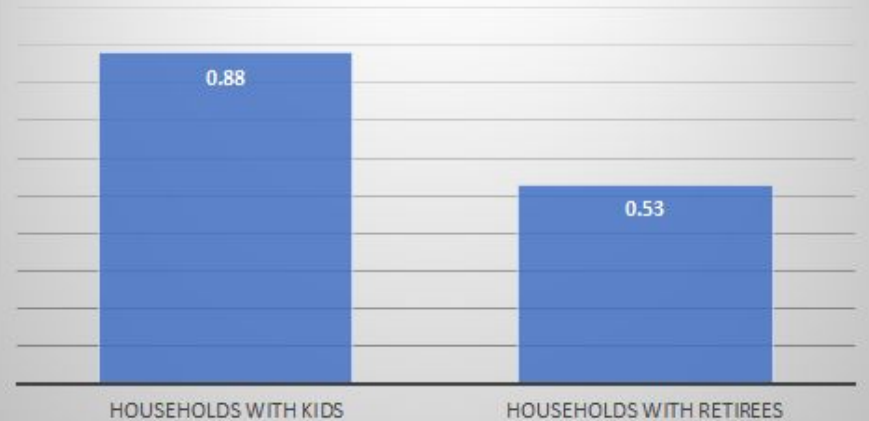
- About 2/3 of households with children 0-6 would like a childcare room
- Almost 90% of households with children would like a swimming facility compared to just over half of households with retirees
- 3/4 of households with retirees would like an indoor walking track
- Over 3/4 of households with children would like a gymnasium compared to just over 2/5 of households with retirees

Support for Amenities Among Demographics

Support for child care room among households with children aged 0-6

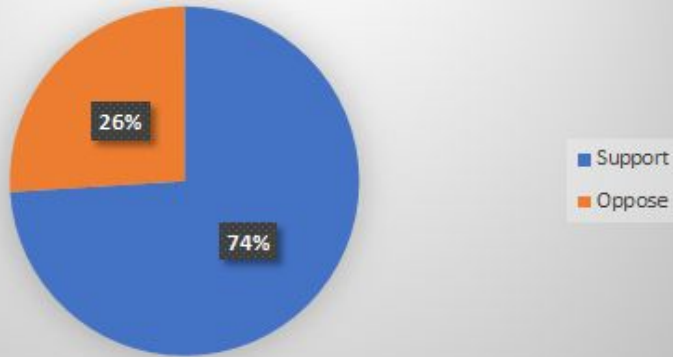


Support for swimming facility

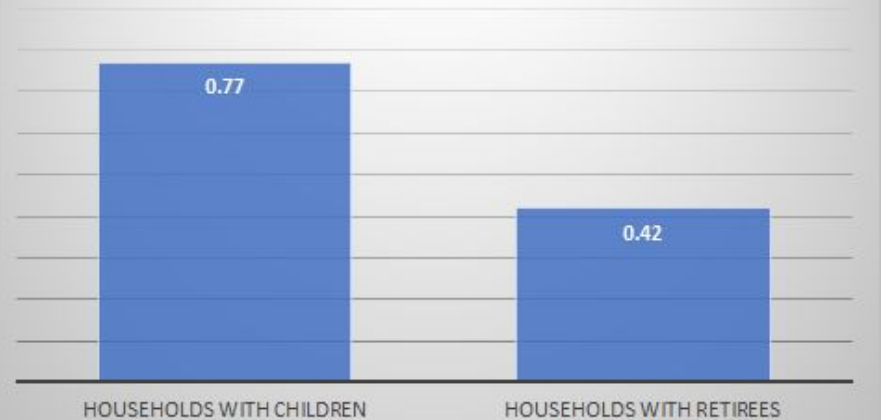


Support for Amenities Among Demographics

Support for indoor walking track among households with retirees



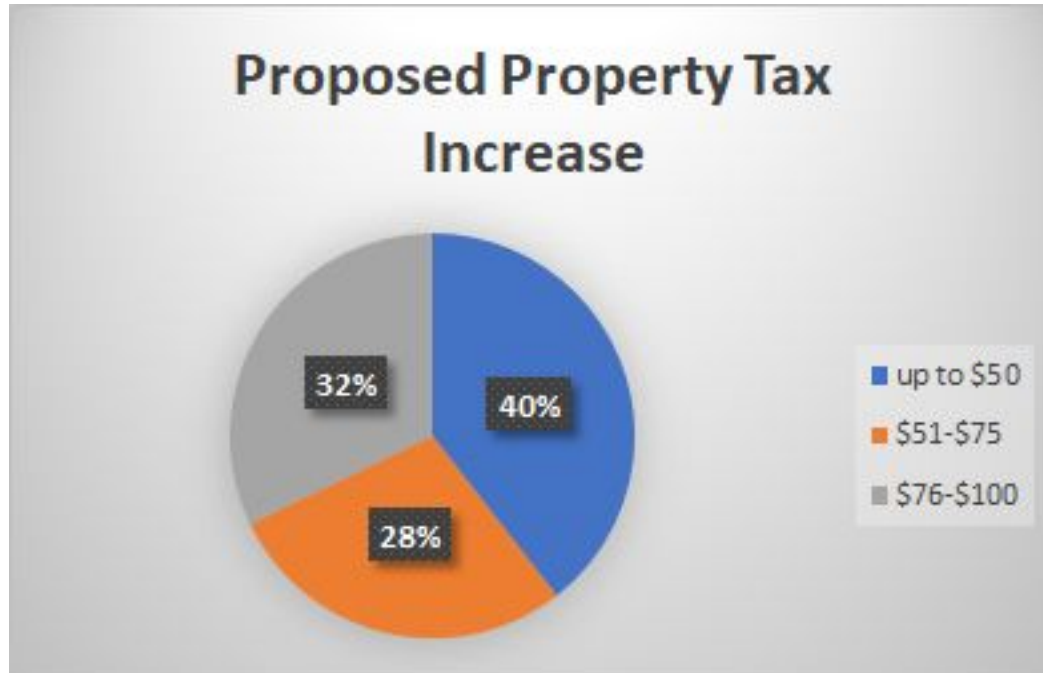
Support for gymnasium



Funding from Property Tax Increases

Average Home Assessed Value	Tax Increase	New Tax Rate	Annual Center Fund Raised
\$200,000	\$50	0.01811	\$285,987
\$200,000	\$75	0.01824	\$428,891
\$200,000	\$100	0.01836	\$571,974

Tax Increases and Program/Rental Fees



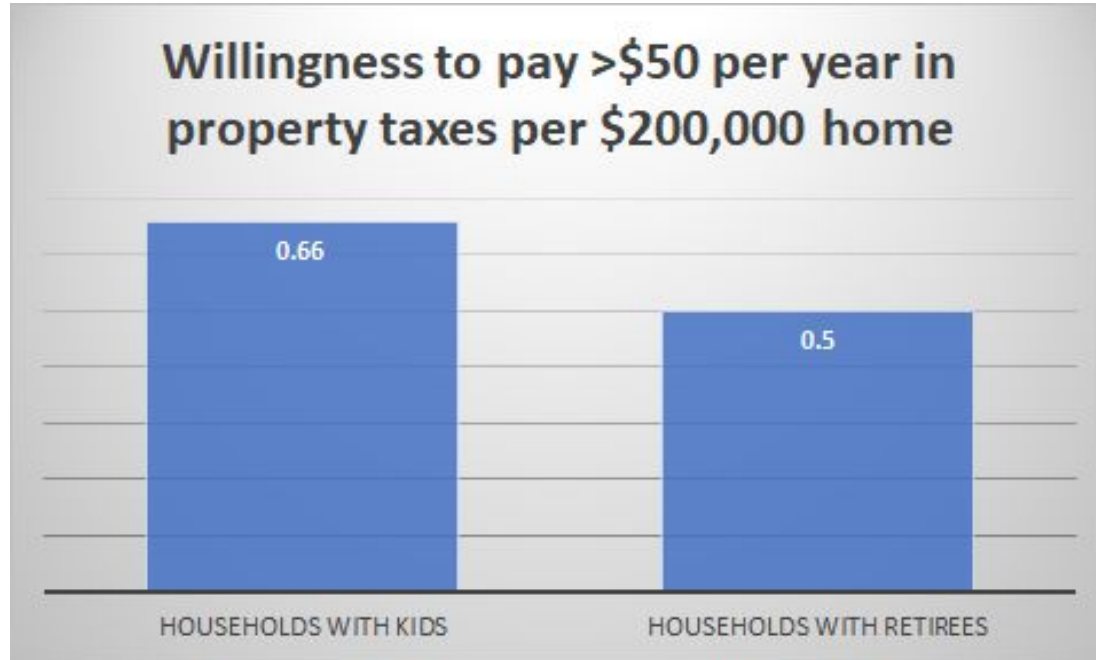
Willingness to pay fees for use of the community center

- Program fees- Over 90%
- Rental fees- ~85%

Funding Proposals Among Demographics

- About 2/3 of households with children are willing to increase property taxes by more than \$50 per year for a \$200,000 home compared to about half of households with retirees
- Those who want a swimming facility, fitness center, and/or gymnasium slightly more willing to pay more in property taxes
- People of all demographic groups demonstrate a strong willingness to pay rental and program fees
 - Over 90% of respondents who want an exclusive use rentable space would pay to use it

Funding Proposals Among Demographics



General Themes from Open Responses

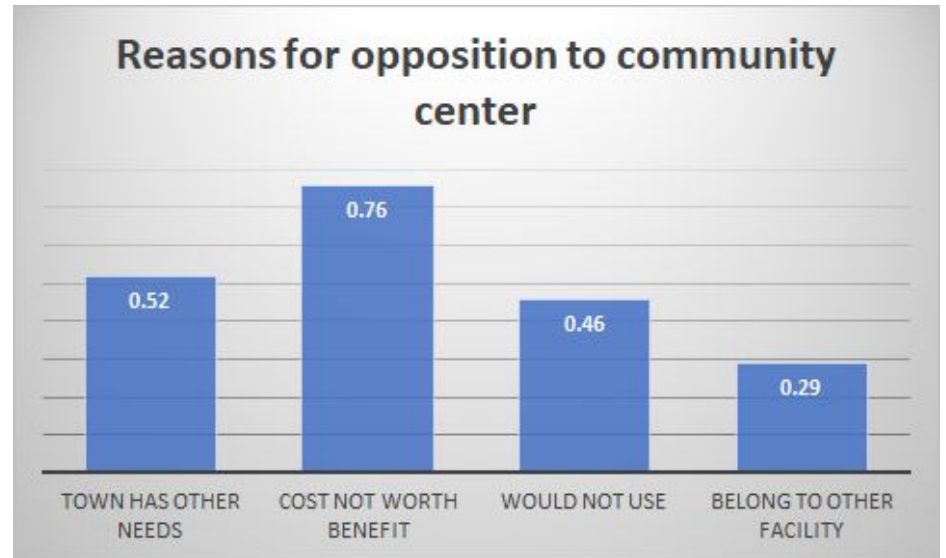
- Majority of comments express enthusiasm for the prospect of building a community center
- Many have indicated that fees/program costs should be low/free for Topsham residents, others can pay more to make up some cost
- Some suggest partnering with Brunswick in particular with the goal of building an aquatics facility
- Several want to ensure that community center amenities don't overlap with what is already available
- Some wish to know more about possible sites for the construction

Additional Amenities Proposed by Respondents

- Additional sporting facilities- ice rink, tennis courts, pickleball courts, rock climbing wall, etc...
- Youth/teen center with after school programs or activities
- Programs designed for seniors in the community- bingo, arts/crafts, etc...
- Meeting rooms open for public use

Opposition to the Community Center

- Primarily centers around a desire to keep taxes as low as possible
- Some point out that there are other options available with similar amenities



Thank you!